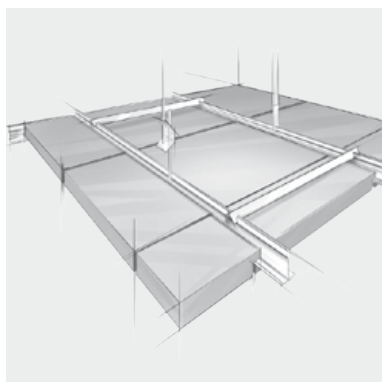
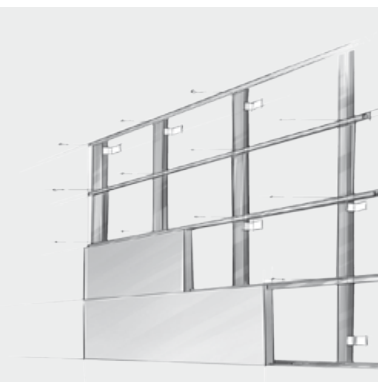
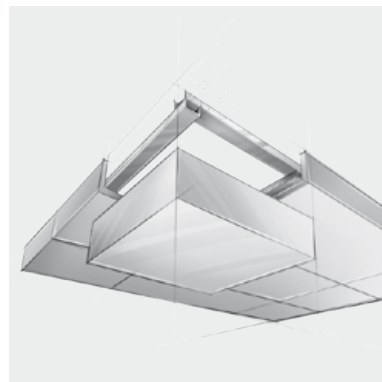
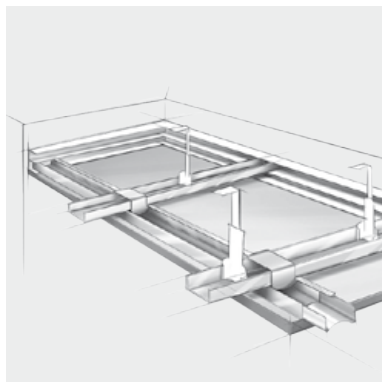



Product data

HERADESIGN® Baffle aluDesign



Product data


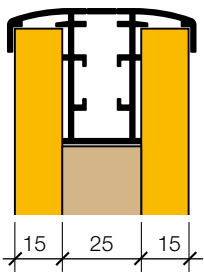
HERADESIGN® Baffel aluDesign – optimum sound absorption over a wide frequency range

Some rooms require optimisation of the acoustics, but do not permit full cladding of the ceiling. The reason for this could be, for example, active building components of the ceiling, or architectural reasons which require that the original ceiling remains visible. HERADESIGN® baffles are ideal for these ceilings! HERADESIGN® Baffel aluDesign baffles are individual, three-layer acoustic modules consisting of a mineral wool core

with dual-sided Wood Wool acoustic linings. The combination of Wood Wool and mineral wool enables excellent absorption values over a wide frequency range. With their special form, baffles create unique design possibilities and are therefore very popular as design elements in schools and public buildings.

Colour variants

An almost endless range of colours is available—practically any colour from the common colour systems such as RAL and NCS can be selected. The standard colour of the HERADESIGN® cover layers is standard white, similar to RAL 9010, or natural tone, similar to RAL 1015. Deviations in colour from the edge colour and colour perception may occur due to the rough surface of the fibres or the surface of the panel.



- 3-layer baffle with HERADESIGN® cover layers and Mineral Wool absorbent core
- Border with completely closed anodised aluminium profile (colour A6/C0) with integrated cut-outs for HERADESIGN® hangers

Available HERADESIGN® surfaces

The cover layers consist of magnesite-bonded wood wool acoustic panels as recommended according to building biology principles.

HERADESIGN® fine/HERADESIGN® fine A2



Fibre width 2 mm, characteristic surface

HERADESIGN® superfine/HERADESIGN® superfine A2



Fibre width 1 mm, high-quality surface

Standard formats and weights


Baffle format	Approx. weight in [kg] per baffle			
	HERADESIGN® fine	HERADESIGN® fine A2	HERADESIGN® superfine	HERADESIGN® superfine A2
600 x 300	4.5	6.1	4.4	5.8
1200 x 300	8.7	12.0	8.4	11.3
1800 x 300	12.9	17.8	12.5	16.8
600 x 600	8.3	11.6	8.0	10.9
1200 x 600	15.9	22.5	15.3	21.1
1800 x 600	23.4	33.5	22.6	31.4

Further baffle formats available on request.

HERADESIGN® suspension system for aluDesign baffles

Short suspender

Pre-assembled hanger with integrated protection against torsion and easy-to-click metal clamps for suspending HERADESIGN® aluDesign baffles from the ceiling fastening or guide rail.



- No tools required for installation
- Self-fastening
- Surface of the baffle base: matt nickel
- Quick and simple installation at any location
- Fastest possible installation thanks to easy-to-click function
- Suspension height 42.5 mm (top edge of ceiling rail to top edge of baffle)
- At least 2 hangers per baffle
- Max. working load per hanger 300 N/30 kg
- Max. breaking strength per hanger 1,500 N/150 kg

Wire rope suspender

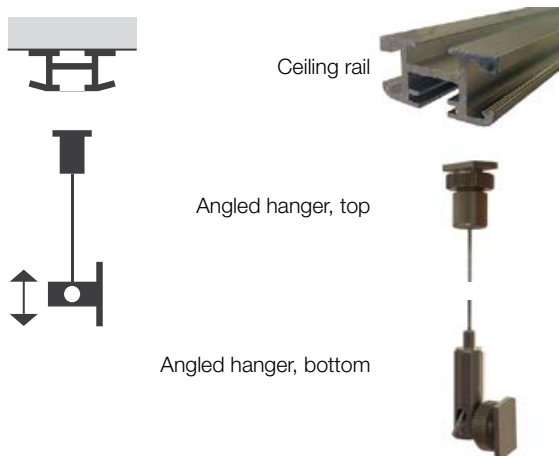
Pre-assembled hanger with integrated protection against torsion in hanger and baffle base for suspending HERADESIGN® aluDesign baffles from the ceiling fastening or guide rail.



- No tools required for installation
- Precise, continuous height adjustment possible
- Wire Ø 1.2 mm, 7 x 7 galvanised steel, length 500 mm
Nominal strength: 2,400 N/mm²
- with side wire guide
- Surface of hanger and baffle base: matt nickel
- Max. suspension height = 450 mm (top edge of ceiling rail to top edge of baffle)
- At least 2 hangers per baffle
- Max. working load per hanger 160 N/16 kg
- Max. breaking strength per hanger 800 N/80 kg

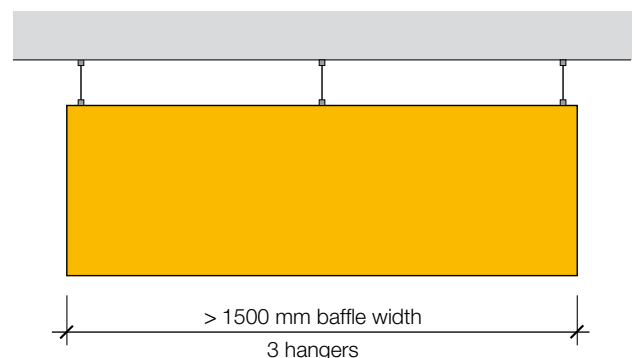
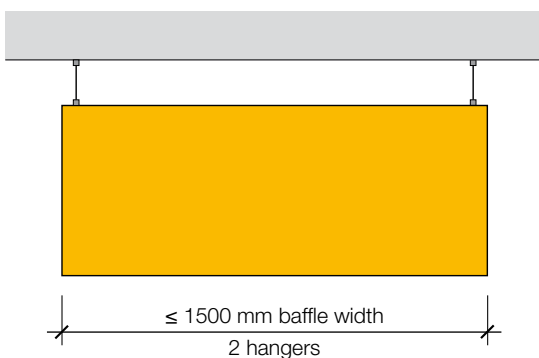
Angled suspender

Pre-assembled hanger with integrated protection against torsion in the hanger and baffle base for suspending individual HERADESIGN® aluDesign baffles from the ceiling fastening or guide rail.



- No tools required for installation
- Continuously adjustable baffle angle
- Precise, continuous height adjustment possible
- Wire Ø 1.2 mm, 7 x 7 galvanised steel, length 500 mm
Nominal strength: 2,400 N/mm²
- with side wire guide
- Surface of hanger and baffle base: matt nickel
- Max. suspension height = 450 mm
(top edge of ceiling rail to top edge of baffle)
- At least 4 hangers per baffle
- Max. working load per hanger 160 N/16 kg
- Max. breaking strength per hanger 800 N/80 kg

Number of hangers per baffle



Field of use:

Use as decorative and acoustically effective ceiling elements for use in interior areas with a constant relative humidity of max. 90%. Not suitable for use in swimming baths, underground car parks and outdoor areas!

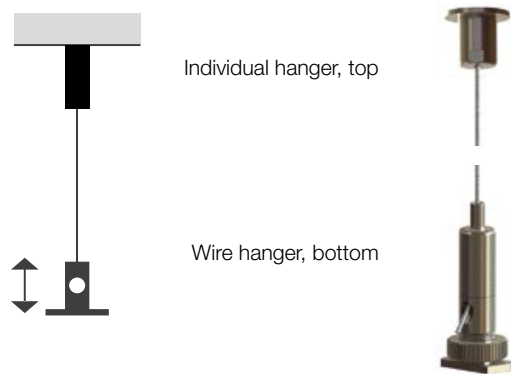
Single suspender

Pre-assembled hanger with integrated protection against torsion in the hanger and baffle base for suspending individual HERADESIGN® aluDesign baffles from the ceiling or suspended ceiling systems.

The top part of the hanger is fastened to the ceiling either with suitable screws and screw anchors or by screwing onto an M6 threaded bolt.

Assembly tip:

The fastening in the substrate must be extremely precise for single suspenders since the absence of ceiling rails does not permit horizontal adjustment.



- No tools required for installation
- Precise, continuous height adjustment possible
- Wire Ø 1.2 mm, 7 x 7 galvanised steel, length 500 mm
Nominal strength: 2,400 N/mm²
- with side wire guide
- Surface of hanger and baffle base: matt nickel
- Max. suspension height = 450 mm
(top edge of ceiling rail to top edge of baffle)
- At least 2 hangers per baffle
- Max. working load per hanger 160 N/16 kg
- Max. breaking strength per hanger 800 N/80 kg

Overview of test reports

Sound absorption values

HERADESIGN® Baffle aluDesign - superfine

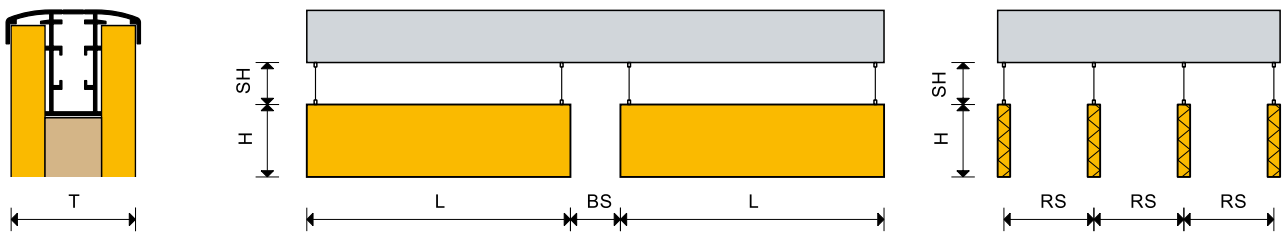
Test specimen					Sound absorption coefficient α																										
Panel type (L x W) [mm]	Thick-ness [mm]	Suspension height [mm]	Row spacing [mm]	Baffle spacing [mm]	Frequencies [Hz], as												Frequencies [Hz], ap						entire range		Class						
					100	125	160	200	250	315	400	500	630	800	1000	1250	1600	2000	2500	3150	4000	5000	125	250		500	1000	2000	4000	NRC	α_w
HERADESIGN® superfine 1200x300	55	50	300	0	0,37	0,40	0,42	0,49	0,4	0,35	0,35	0,40	0,58	0,73	0,83	0,84	0,84	0,84	0,73	0,69	0,68	0,70	0,40	0,40	0,45	0,80	0,80	0,70	0,60	0,55 (MH)	D
HERADESIGN® superfine 1200x300	55	50	600	0	0,17	0,22	0,28	0,34	0,28	0,27	0,28	0,34	0,46	0,59	0,64	0,63	0,65	0,65	0,58	0,55	0,54	0,58	0,20	0,30	0,35	0,60	0,65	0,55	0,50	0,45	D
HERADESIGN® superfine 1200x300	55	200	300	0	0,31	0,35	0,33	0,37	0,34	0,31	0,43	0,54	0,65	0,82	0,86	0,85	0,87	0,86	0,75	0,73	0,72	0,71	0,35	0,35	0,55	0,85	0,85	0,70	0,65	0,60 (MH)	C
HERADESIGN® superfine 1200x300	55	200	600	0	0,17	0,26	0,29	0,30	0,24	0,27	0,30	0,39	0,53	0,65	0,68	0,66	0,67	0,68	0,61	0,54	0,55	0,56	0,25	0,25	0,40	0,65	0,65	0,55	0,50	0,45	D
HERADESIGN® superfine 1200x300	55	500	300	0	0,35	0,31	0,30	0,39	0,36	0,52	0,53	0,53	0,68	0,80	0,87	0,88	0,89	0,89	0,79	0,73	0,76	0,74	0,30	0,40	0,60	0,60	0,85	0,75	0,65	0,65	C
HERADESIGN® superfine 1200x300	55	500	600	0	0,14	0,18	0,21	0,25	0,25	0,37	0,40	0,41	0,55	0,63	0,71	0,68	0,69	0,68	0,61	0,55	0,55	0,57	0,20	0,30	0,45	0,65	0,65	0,55	0,50	0,50	D
HERADESIGN® superfine 1200x600	55	50	300	0	0,51	0,51	0,44	0,38	0,44	0,55	0,72	0,75	0,89	0,93	0,93	0,91	0,93	0,91	0,83	0,80	0,80	0,80	0,50	0,45	0,80	0,90	0,90	0,80	0,75	0,75	C
HERADESIGN® superfine 1200x600	55	50	600	0	0,37	0,36	0,41	0,36	0,37	0,45	0,55	0,62	0,75	0,85	0,84	0,82	0,82	0,80	0,77	0,75	0,78	0,78	0,40	0,40	0,65	0,85	0,80	0,75	0,65	0,65	C
HERADESIGN® superfine 1200x600	55	50	900	0	0,31	0,36	0,41	0,38	0,33	0,37	0,49	0,55	0,65	0,71	0,74	0,72	0,73	0,75	0,71	0,69	0,74	0,76	0,35	0,35	0,55	0,70	0,75	0,75	0,60	0,60 (H)	C
HERADESIGN® superfine 1200x600	55	200	300	0	0,50	0,39	0,40	0,41	0,49	0,60	0,66	0,77	0,88	0,94	0,94	0,92	0,92	0,92	0,83	0,82	0,82	0,79	0,45	0,50	0,75	0,95	0,90	0,80	0,80	0,75	C
HERADESIGN® superfine 1200x600	55	200	600	0	0,35	0,35	0,35	0,33	0,33	0,50	0,54	0,66	0,80	0,85	0,86	0,84	0,83	0,83	0,76	0,75	0,75	0,76	0,35	0,40	0,65	0,85	0,80	0,75	0,65	0,65	C
HERADESIGN® superfine 1200x600	55	200	900	0	0,30	0,29	0,31	0,29	0,29	0,41	0,51	0,59	0,71	0,76	0,76	0,73	0,71	0,74	0,69	0,66	0,67	0,69	0,30	0,35	0,60	0,75	0,70	0,65	0,60	0,60	C
HERADESIGN® superfine 1200x600	55	200	300	400	0,30	0,33	0,27	0,29	0,32	0,46	0,54	0,65	0,78	0,83	0,84	0,81	0,83	0,83	0,75	0,74	0,74	0,74	0,30	0,35	0,65	0,85	0,80	0,75	0,65	0,65	C
HERADESIGN® superfine 1200x600	55	200	600	400	0,24	0,32	0,22	0,25	0,27	0,34	0,41	0,49	0,65	0,72	0,73	0,69	0,70	0,69	0,64	0,63	0,66	0,69	0,25	0,30	0,50	0,70	0,70	0,65	0,55	0,55	D
HERADESIGN® superfine 1200x600	55	200	900	400	0,18	0,30	0,20	0,18	0,20	0,30	0,37	0,45	0,55	0,62	0,63	0,60	0,60	0,62	0,57	0,57	0,58	0,60	0,25	0,25	0,45	0,60	0,60	0,60	0,50	0,50	D
HERADESIGN® superfine 1800x600	55	200	300	0	0,51	0,43	0,42	0,41	0,47	0,59	0,65	0,78	0,88	0,94	0,93	0,91	0,91	0,91	0,84	0,82	0,82	0,82	0,45	0,50	0,75	0,95	0,90	0,80	0,75	0,75	C
HERADESIGN® superfine 1800x600	55	200	600	0	0,35	0,34	0,35	0,33	0,34	0,50	0,55	0,67	0,81	0,86	0,86	0,84	0,83	0,84	0,76	0,75	0,76	0,76	0,35	0,40	0,70	0,85	0,80	0,75	0,70	0,70	C
HERADESIGN® superfine 1800x600	55	200	900	0	0,30	0,28	0,31	0,29	0,28	0,41	0,51	0,61	0,73	0,77	0,77	0,74	0,72	0,74	0,68	0,68	0,68	0,69	0,30	0,35	0,60	0,75	0,70	0,70	0,60	0,60	C

HERADESIGN® Baffel aluDesign - superfine A2

Test specimen					Sound absorption coefficient α																										
Panel type (L x W) [mm]	Thick-ness [mm]	Suspension height [mm]	Row spacing [mm]	Baffle spacing [mm]	Frequencies [Hz], as												Frequencies [Hz], ap						entire range		Class						
					100	125	160	200	250	315	400	500	630	800	1000	1250	1600	2000	2500	3150	4000	5000	125	250		500	1000	2000	4000	NRC	α_w
HERADESIGN® superfine A2 1200x300	55	50	300	0	0,21	0,37	0,40	0,50	0,39	0,37	0,33	0,38	0,57	0,74	0,81	0,82	0,83	0,84	0,73	0,68	0,68	0,65	0,35	0,40	0,45	0,80	0,80	0,65	0,60	0,55 (MH)	D
HERADESIGN® superfine A2 1200x300	55	50	600	0	0,10	0,23	0,40	0,41	0,37	0,36	0,34	0,31	0,43	0,55	0,65	0,65	0,66	0,68	0,61	0,57	0,58	0,59	0,25	0,40	0,35	0,60	0,65	0,60	0,50	0,45 (H)	D
HERADESIGN® superfine A2 1200x600	55	50	300	0	0,46	0,40	0,40	0,36	0,4	0,54	0,69	0,71	0,88	0,92	0,93	0,80	0,93	0,93	0,83	0,79	0,77	0,79	0,40	0,45	0,75	0,90	0,90	0,80	0,75	0,75	C
HERADESIGN® superfine A2 1200x600	55	50	600	0	0,32	0,34	0,37	0,34	0,32	0,42	0,52	0,59	0,73	0,84	0,84	0,82	0,81	0,83	0,75	0,75	0,74	0,77	0,35	0,35	0,60	0,85	0,80	0,75	0,65	0,60 (MH)	C
HERADESIGN® superfine A2 1200x600	55	50	900	0	0,28	0,35	0,38	0,35	0,31	0,35	0,47	0,54	0,63	0,70	0,72	0,72	0,71	0,74	0,70	0,66	0,67	0,69	0,35	0,35	0,55	0,70	0,70	0,65	0,60	0,60	C
HERADESIGN® superfine A2 1200x600	55	200	300	0	0,46	0,39	0,40	0,38	0,47	0,57	0,64	0,76	0,86	0,92	0,94	0,91	0,94	0,94	0,83	0,80	0,79	0,78	0,40	0,45	0,75	0,90	0,90	0,80	0,80	0,75	C

HERADESIGN® Baffel aluDesign - fine

Test specimen					Sound absorption coefficient α																										
Panel type (L x W) [mm]	Thick-ness [mm]	Suspension height [mm]	Row spacing [mm]	Baffle spacing [mm]	Frequencies [Hz], as												Frequencies [Hz], ap						entire range		Class						
					100	125	160	200	250	315	400	500	630	800	1000	1250	1600	2000	2500	3150	4000	5000	125	250		500	1000	2000	4000	NRC	α_w
HERADESIGN® fine 1200x300	55	0	350	0	0,17	0,38	0,48	0,47	0,50	0,45	0,44	0,54	0,68	0,70	0,61	0,54	0,57	0,57	0,60	0,68	0,75	0,76	0,35	0,45	0,55	0,60	0,60	0,75	0,55	0,60 (H)	C
HERADESIGN® fine 1200x300	55	0	700	0	0,10	0,24	0,39	0,41	0,40	0,43	0,41	0,47	0,52	0,50	0,46	0,41	0,38	0,39	0,42	0,51	0,55	0,54	0,25	0,40	0,45	0,45	0,40	0,55	0,45	0,45	C
HERADESIGN® fine 1200x300	55	300	350	0	0,24	0,23	0,37	0,27	0,25	0,39	0,54	0,64	0,75	0,73	0,63	0,60	0,58	0,59	0,61	0,68	0,70	0,70	0,30	0,30	0,65	0,70	0,60	0,70	0,55	0,60 (H)	C
HERADESIGN® fine 1200x300	55	300	700	0	0,15	0,51	0,30	0,21	0,14	0,27	0,41	0,52	0,59	0,56	0,47	0,43	0,40	0,41	0,43	0,49	0,52	0,52	0,20	0,20	0,50	0,50	0,40	0,50	0,40	0,45	D
HERADESIGN® fine 1200x600	55	0	350	0	0,45	0,44	0,34	0,30	0,40	0,61	0,79	0,78	0,85	0,81	0,74	0,71	0,73	0,72	0,75	0,82	0,82	0,82	0,40	0,45	0,80	0,75	0,75	0,80	0,65	0,75	D
HERADESIGN® fine 1200x600	55	0	700	0	0,36	0,43	0,35	0,30	0,33	0,45	0,56	0,69	0,72	0,70	0,62	0,59	0,57	0,58	0,61	0,68	0,73	0,74	0,40	0,35	0,65	0,65	0,60	0,70	0,55	0,60	D
HERADESIGN® fine 1200x600	55	300	350	0	0,48	0,37	0,40	0,38	0,44	0,60	0,71	0,79	0,85	0,82	0,79	0,76	0,74	0,76	0,77	0,82	0,87	0,86	0,40	0,45	0,80	0,80	0,75	0,85	0,70	0,75	D
HERADESIGN® fine 1200x600	55	300	700	0	0,38	0,32	0,35	0,27	0,28	0,51	0,58	0,72	0,75	0,71	0,66	0,63	0,60	0,61	0,66	0,69	0,74	0,74	0,35	0,35	0,70	0,65	0,60	0,70	0,55	0,60	D



T: Thickness: 15/25/15 mm
L: Baffle length
H: Baffle height
RA: Row spacing: Distance between centres from baffle to baffle
SH: suspension height = 450 mm: Lower edge of ceiling to top edge of baffle
BS: Baffle spacing

NRC value: Average α_w over the frequencies (250 + 500 + 1000 + 2000):4, rounded to the next increment 0.05

Further test reports on request.

HERADESIGN® aluDesign - LED

HERADESIGN® Baffles aluDesign can be equipped with LED lighting strips if required. The lighting strips are arranged in the aluminium frame for direct and/or indirect lighting.

Lighting strips are available for standard baffle sizes 1200 x 300 and 1200x600.

Single LED lighting set

- 10 W Uplight or Downlight

Dual LED lighting set

- 20 W Uplight and Downlight

Why LED?

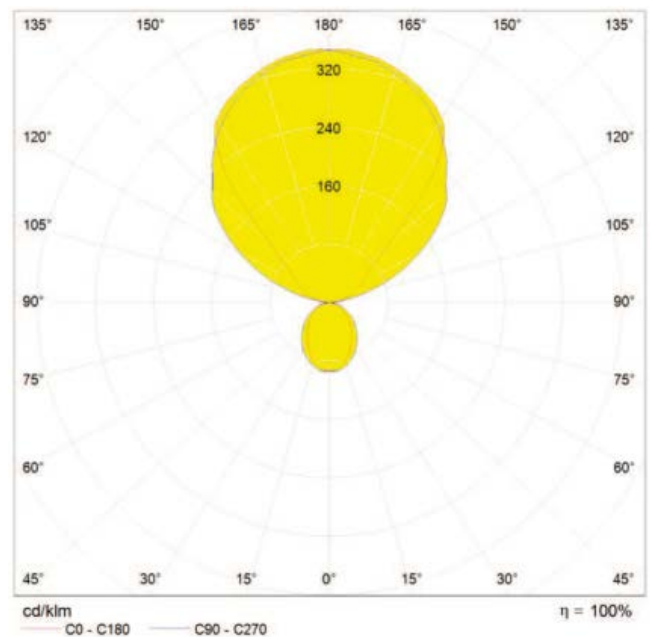
- Optimum lighting effect
- Optimum energy solution
- Small size, flat form
- Robust, even in harsh ambient conditions
- Long-life light source
- Optimum lighting effect,
safe operation with protective low voltage

Technical lighting data for baffle size 1200 x 600 x 60 mm (LxHxD)

- Lighting: LED technology
- Total power: 20W
- Power supply: 24V DC SELV voltage
- Indirect (upward) lighting light strip
 - Length: 940 mm
 - Light flux: 393 lm
- Direct (downward) lighting light strip
 - Length: 940 mm
 - Light flux: 96 lm

Please note

Only use converters with a 24V SELV constant voltage!



Area of application

Use as decorative and acoustically effective ceiling elements for use in interior areas with a constant relative humidity of max. 90%. Not suitable for use in swimming baths, underground car parks and outdoor areas!

This product information corresponds to the present state of development of our products and become invalid on the publication of a new version. Always make sure that you use the latest version of this information. The suitability of the product is not binding for special individual cases. Warranties and liability for deliveries are governed by our General Terms of Business. Only defect-free products may be installed. No liability will be accepted for the assembly of defective products or for the resulting costs (delay in delivery, remediation of defects). All data are included without warranty. Version 01/2021 - JB

