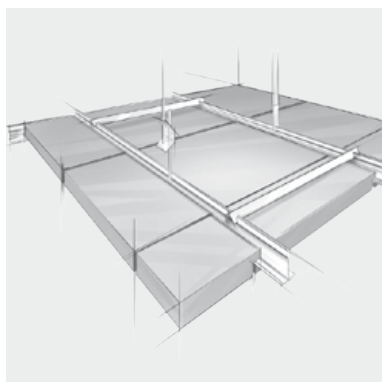
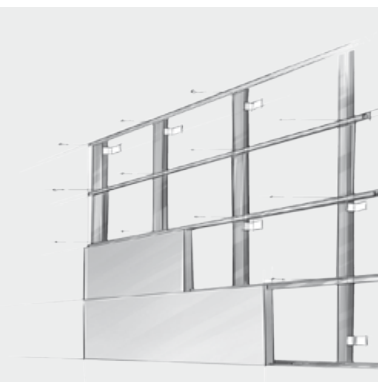
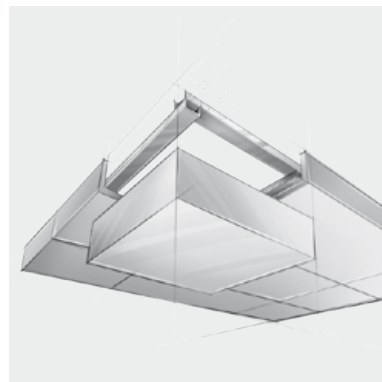
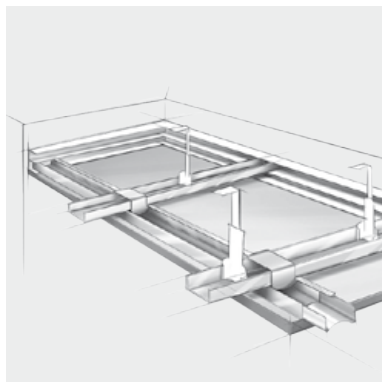



Product data

HERADESIGN® Baffle basic



Product data


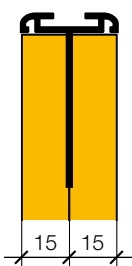
HERADESIGN® Baffel basic – full flexibility with many options

Some rooms require optimisation of the acoustics, but do not permit full cladding of the ceiling. For example, this could be due to active building components of the ceiling, or architectural reasons which require that the original ceiling remains visible. HERADESIGN® baffles are ideal for these ceilings! The HERADESIGN® Baffel basic is a two-layer acoustic module

with very great flexibility and a large selection of baffle sizes or hanger types and hanger lengths. The baffle profile on the top side provides the option to vary the hanger position. With their special form, baffles create unique design possibilities and are therefore very popular as design elements in schools and public buildings.

Colour variants

An almost endless range of colours is available—practically any colour from the common colour systems such as RAL and NCS can be selected. The standard colour of the HERADESIGN® cover layers is standard white, similar to RAL 9010, or natural tone, similar to RAL 1015. Deviations in colour from the edge colour and colour perception may occur due to the rough surface of the fibres or the surface of the panel.



- 2-layer baffle with HERADESIGN® cover layers and anodised aluminium profile on the top side.

Available HERADESIGN® surfaces

The cover layers consist of magnesite-bonded wood wool acoustic panels as recommended according to building biology principles.

HERADESIGN® fine/HERADESIGN® fine A2



Fibre width 2 mm, characteristic surface

HERADESIGN® superfine/HERADESIGN® superfine A2



Fibre width 1 mm, high-quality surface

Standard formats and weights


Baffle format	Approx. weight in [kg] per baffle			
	HERADESIGN® fine	HERADESIGN® fine A2	HERADESIGN® superfine	HERADESIGN® superfine A2
600 x 300	3.1	4.8	3.0	4.5
1200 x 300	6.3	9.7	6.0	8.9
1800 x 300	9.4	14.5	9.0	13.4
600 x 600	6.1	9.5	5.8	8.8
1200 x 600	12.2	19.0	11.6	17.6
1800 x 600	18.3	28.5	17.4	26.4

Further baffle formats available on request.

HERADESIGN® suspension system for Baffel basic

Short suspender

Pre-assembled hanger with integrated protection against torsion and easy-to-click metal clamps for suspending HERADESIGN® BAffel basic baffles from the ceiling fastening or guide rail.



- No tools required for installation
- Self-fastening
- Surface of the baffle base: matt nickel
- Quick and simple installation at any location
- Fastest possible installation thanks to easy-to-click function
- Suspension height = 42.5 mm
(top edge of ceiling rail to top edge of baffle)
- At least 2 hangers per baffle
- Max. working load per hanger 300 N/30 kg
- Max. breaking strength per hanger 1,500 N/150 kg

Wire rope suspender

Pre-assembled hanger with integrated protection against torsion in the hanger and baffle base for suspending HERADESIGN® BAffel basic baffles from the ceiling fastening or guide rail.



- No tools required for installation
- Precise, continuous height adjustment possible
- Wire Ø 1.2 mm, 7 x 7 galvanised steel, length 500 mm
Nominal strength: 2,400 N/mm²
- with side wire guide
- Surface of hanger and baffle base: matt nickel
- Max. suspension height = 450 mm
(top edge of ceiling rail to top edge of baffle)
- At least 2 hangers per baffle
- Max. working load per hanger 160 N/16 kg
- Max. breaking strength per hanger 800 N/80 kg

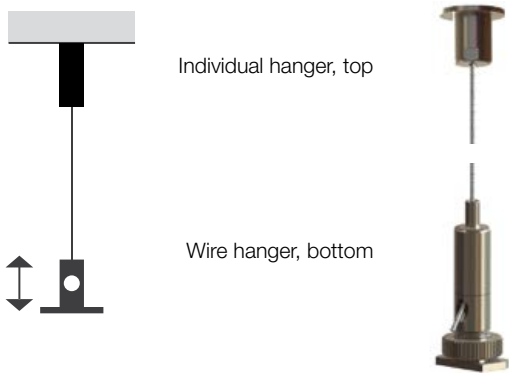
Single suspender

Pre-assembled hanger with integrated protection against torsion in the hanger and baffle base for suspending individual HERADESIGN® Baffel basic baffles from the ceiling or from suspended ceiling systems.

The top part of the hanger is fastened to the ceiling either with suitable screws and screw anchors or by screwing onto an M6 threaded bolt.

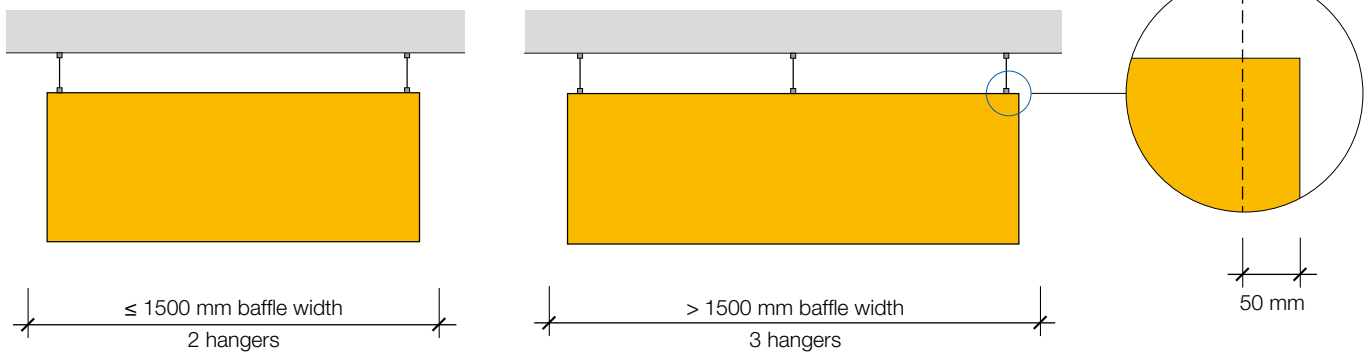
Assembly tip:

The fastening in the substrate must be extremely precise for single hangers since the absence of ceiling rails does not permit horizontal adjustment.

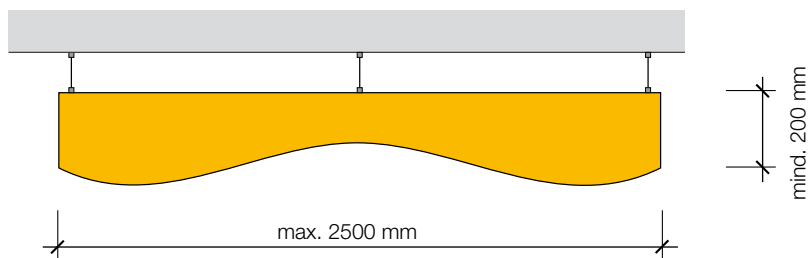


- No tools required for installation
- Precise, continuous height adjustment possible
- Wire Ø 1.2 mm, 7 x 7 galvanised steel, length 500 mm
Nominal strength: 2,400 N/mm²
- with side wire guide
- Surface of hanger and baffle base: matt nickel
- Max. suspension height = 450 mm
(top edge of ceiling rail to top edge of baffle)
- At least 2 hangers per baffle
- Max. working load per hanger 160 N/16 kg
- Max. breaking strength per hanger 800 N/80 kg

Number of hangers per baffle



Special shapes available on request



Field of use:

Use as decorative and acoustically effective ceiling elements for use in interior areas with a constant relative humidity of max. 90%. Not suitable for use in swimming baths, underground car parks and outdoor areas!

Gutachtenübersicht

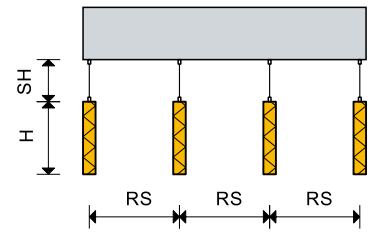
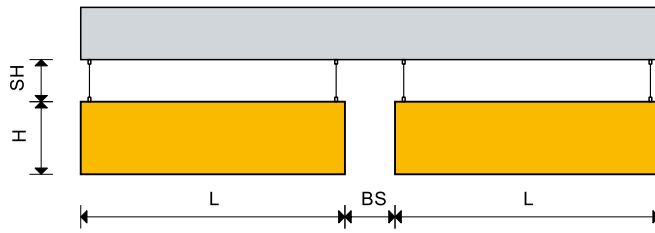
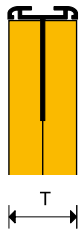
Schallabsorptionswerte

HERADESIGN® Baffel basic - superfine

Test specimen					Sound absorption coefficient α																										
Panel type (L x W) [mm]	Thick-ness [mm]	Suspension height [mm]	Row spacing [mm]	Baffle spacing [mm]	Frequencies [Hz], as												Frequencies [Hz], ap					entire range		Class							
					100	125	160	200	250	315	400	500	630	800	1000	1250	1600	2000	2500	3150	4000	5000	125		250	500	1000	2000	4000	NRC	α_w
HERADESIGN® superfine 600x600	30	50	300	0	0.32	0.38	0.37	0.28	0.34	0.36	0.45	0.46	0.51	0.54	0.61	0.71	0.78	0.86	0.83	0.81	0.80	0.80	0.35	0.35	0.45	0.60	0.80	0.80	0.55	0.55 (H)	D
HERADESIGN® superfine 600x600	30	50	600	0	0.23	0.30	0.31	0.25	0.30	0.26	0.33	0.33	0.38	0.41	0.46	0.52	0.58	0.66	0.69	0.71	0.71	0.73	0.30	0.25	0.35	0.45	0.65	0.70	0.45	0.45 (H)	D
HERADESIGN® superfine 600x600	30	50	900	0	0.19	0.33	0.28	0.24	0.22	0.24	0.26	0.27	0.33	0.32	0.37	0.41	0.45	0.53	0.58	0.61	0.64	0.64	0.25	0.25	0.30	0.35	0.50	0.65	0.35	0.35 (H)	D
HERADESIGN® superfine 600x600	30	200	300	0	0.38	0.32	0.32	0.29	0.36	0.40	0.44	0.49	0.53	0.58	0.63	0.71	0.78	0.86	0.86	0.82	0.81	0.79	0.35	0.35	0.50	0.65	0.85	0.80	0.60	0.55 (H)	D
HERADESIGN® superfine 600x600	30	200	600	0	0.22	0.32	0.27	0.24	0.28	0.30	0.34	0.36	0.39	0.44	0.49	0.54	0.59	0.67	0.71	0.72	0.71	0.72	0.25	0.25	0.35	0.50	0.65	0.70	0.45	0.45 (H)	D
HERADESIGN® superfine 600x600	30	200	900	0	0.22	0.29	0.22	0.22	0.22	0.25	0.27	0.28	0.34	0.37	0.40	0.43	0.46	0.56	0.60	0.63	0.64	0.65	0.25	0.25	0.30	0.40	0.55	0.65	0.35	0.40 (H)	D
HERADESIGN® superfine 600x600	30	200	300	200	0.29	0.26	0.29	0.25	0.28	0.31	0.38	0.43	0.46	0.50	0.55	0.63	0.71	0.79	0.81	0.78	0.77	0.77	0.30	0.30	0.40	0.55	0.75	0.75	0.50	0.50 (H)	D
HERADESIGN® superfine 600x600	30	200	600	200	0.20	0.22	0.24	0.20	0.23	0.23	0.27	0.28	0.32	0.36	0.39	0.44	0.50	0.60	0.63	0.66	0.66	0.67	0.20	0.20	0.30	0.40	0.60	0.65	0.40	0.40 (H)	D
HERADESIGN® superfine 600x600	30	200	900	200	0.22	0.18	0.19	0.16	0.19	0.19	0.22	0.22	0.28	0.28	0.32	0.35	0.40	0.47	0.53	0.54	0.56	0.57	0.20	0.20	0.25	0.30	0.45	0.55	0.30	0.30 (H)	D

HERADESIGN® Baffel basic - fine

Test specimen					Sound absorption coefficient α																										
Panel type (L x W) [mm]	Thick-ness [mm]	Suspension height [mm]	Row spacing [mm]	Baffle spacing [mm]	Frequencies [Hz], as												Frequencies [Hz], ap					entire range		Class							
					100	125	160	200	250	315	400	500	630	800	1000	1250	1600	2000	2500	3150	4000	5000	125		250	500	1000	2000	4000	NRC	α_w
HERADESIGN® fine 600x600	30	50	300	0	0.34	0.35	0.35	0.27	0.31	0.35	0.47	0.44	0.51	0.56	0.62	0.75	0.84	0.91	0.87	0.82	0.81	0.80	0.35	0.30	0.45	0.65	0.85	0.80	0.55	0.50 (H)	D
HERADESIGN® fine 600x600	30	50	600	0	0.22	0.33	0.33	0.25	0.27	0.26	0.33	0.35	0.40	0.43	0.49	0.58	0.65	0.75	0.74	0.74	0.74	0.73	0.30	0.25	0.35	0.50	0.70	0.75	0.45	0.45 (H)	D
HERADESIGN® fine 600x600	30	50	900	0	0.21	0.34	0.31	0.24	0.21	0.22	0.26	0.29	0.34	0.34	0.39	0.44	0.51	0.61	0.64	0.64	0.65	0.66	0.30	0.20	0.30	0.40	0.60	0.65	0.40	0.40 (H)	D
HERADESIGN® fine 600x600	30	200	300	0	0.39	0.26	0.30	0.26	0.33	0.39	0.44	0.47	0.52	0.59	0.66	0.76	0.86	0.90	0.88	0.85	0.81	0.80	0.30	0.35	0.50	0.65	0.90	0.80	0.60	0.55 (H)	D
HERADESIGN® fine 600x600	30	200	600	0	0.25	0.28	0.26	0.23	0.27	0.30	0.35	0.37	0.41	0.46	0.51	0.59	0.67	0.76	0.76	0.74	0.73	0.73	0.25	0.25	0.40	0.50	0.75	0.75	0.50	0.45 (H)	D
HERADESIGN® fine 600x600	30	200	900	0	0.23	0.28	0.23	0.23	0.22	0.26	0.29	0.32	0.36	0.38	0.42	0.47	0.53	0.65	0.65	0.66	0.64	0.64	0.25	0.25	0.30	0.40	0.60	0.65	0.40	0.40 (H)	D
HERADESIGN® fine 600x600	30	200	600	200	0.22	0.20	0.23	0.20	0.23	0.24	0.29	0.29	0.33	0.38	0.41	0.49	0.57	0.68	0.68	0.68	0.68	0.67	0.20	0.20	0.30	0.45	0.65	0.70	0.40	0.40 (H)	D



- T: Thickness: 15/15 mm
- L: Baffle length
- H: Baffle height
- RA: Row spacing: Distance between centres from baffle to baffle
- SH: suspension height = 450 mm: Lower edge of ceiling to top edge of baffle
- BS: Baffle spacing

NRC value: Average α_w over the frequencies (250 + 500 + 1000 + 2000):4, rounded to the next increment 0.05

Further test reports on request.

This product information corresponds to the present state of development of our products and become invalid on the publication of a new version. Always make sure that you use the latest version of this information. The suitability of the product is not binding for special individual cases. Warranties and liability for deliveries are governed by our General Terms of Business. Only defect-free products may be installed. No liability will be accepted for the assembly of defective products or for the resulting costs (delay in delivery, remediation of defects). All data are included without warranty. Version 01/2021 - JB

