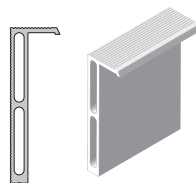


ECLISSE **Shodō Battiscopa**

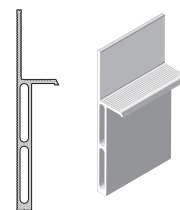
CARATTERISTICHE TECNICHE



Per pareti in muratura utilizzare un adesivo sigillante strutturale, per pareti in cartongesso preforare i profili e fissarli tramite viti.

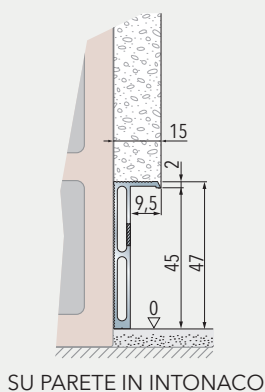


Per INTONACO

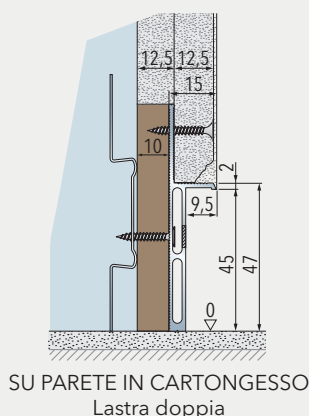


Per CARTONGESSO

- H 45 mm
- Barre in alluminio da 2000 mm




SU PARETE IN INTONACO



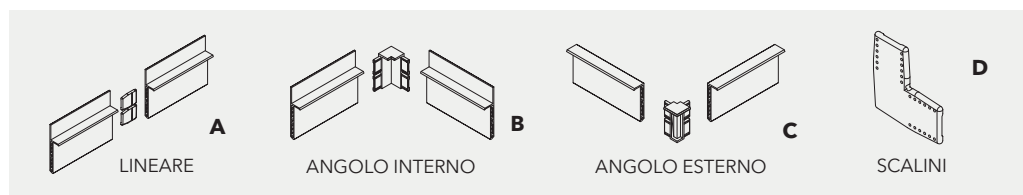
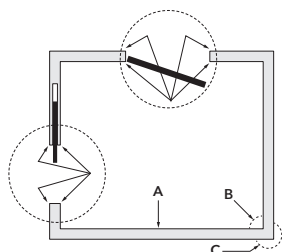
SU PARETE IN CARTONGESSO
Lastra doppia

TERMINALI SAGOMATI




Modelli scorrevoli


GIUNTI (da indicare in fase di ordine)



FINITURE | Barre in legno da 2400 mm



GREZZO CON PRIMER



LACCATO OPACO BIANCO
RAL 9010



LACCATO COLORI RAL